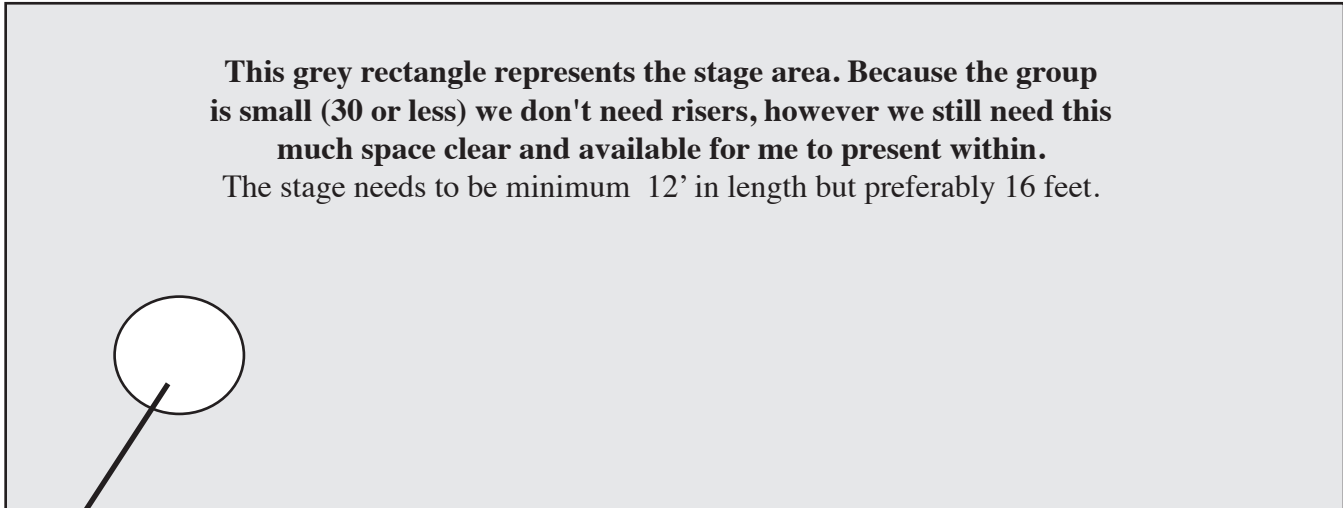


# Dr. Rick Brinkman: Stage Set Up Diagram

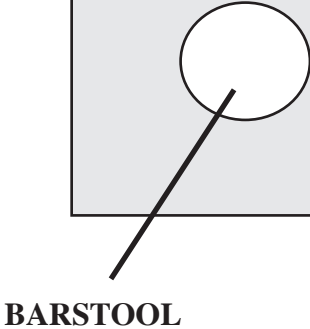


- \* **THE SCREEN:** must be centered in the front of the room and NOT in a corner.
- \* The screen needs to be a 10-12 foot screen

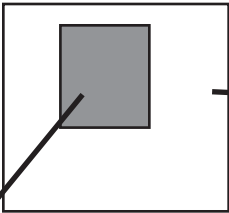
Front of Room



**This grey rectangle represents the stage area. Because the group is small (30 or less) we don't need risers, however we still need this much space clear and available for me to present within.**  
The stage needs to be minimum 12' in length but preferably 16 feet.



**BARSTOOL**



**SMALL TABLE**

This square or round table no bigger than 3' x 3' table for the computer which will attach to the lcd projector

**LCD PROJECTOR**  
\*VGA to a computer, audio not required, and a powerstrip.



**MICROPHONE:**  
Please provide a wireless lavelier mic. However if not available a wireless handheld will do.

**QUESTIONS:**  
Call Dr. Rick Brinkman 503-793-0521  
[dr.rick@rickbrinkman.com](mailto:dr.rick@rickbrinkman.com)